

4.0" Extended Woofer

**PURE  
SOUND**

Long Stroke driver with  
Ultra Low Distortion

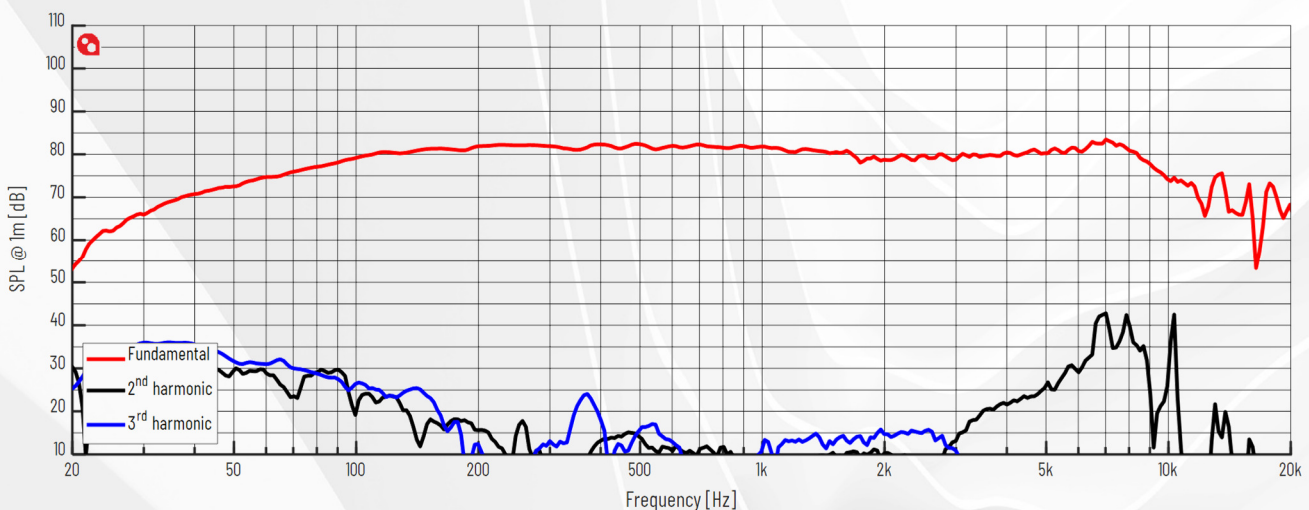


# PTT4.0X08-NAC-03 DATA SHEET

## KEY SPECIFICATIONS

- ⊙ Negligible Force Factor Modulation and Surround Radiation Distortion
- ⊙ Low Magnetic Hysteresis Distortion
- ⊙ "Real" long-stroke Performance: Distortion remains low over full Excursion
- ⊙ Uncompromised Midrange Performance
- ⊙ Designed and Manufactured in Denmark

Driver size	4"
DC resistance, $R_{DC}$	6.5 $\Omega$
Resonance freq., $f_s$	43 Hz
Total Q factor, $Q_{ts}$	0.39
Effective piston area	57 cm <sup>2</sup>
Equivalent volume, $V_{as}$	5.3 L
SPL@2.83V <sub>rms</sub> /1m	81.8 dB
Linear $X_{max}$	+/- 8.8 mm
Mechanical $X_{max}$	+/- 13.7 mm
IEC Power handling	200 W
Cone material	Black Anodized Aluminum



# 1 Specifications

## 1.1 Electrical & Acoustical Parameter

Parameter		Typ	Unit
$Z_n$	Nominal impedance	8	$\Omega$
$Z_{min}$	Minimum impedance above resonance	7.3	$\Omega$
$f_{min}$	Frequency for minimum impedance	256	Hz
$Z_o$	Maximum impedance	69	$\Omega$
$R_{DC}$	DC resistance	6.5	$\Omega$
$L_e$	Voice Coil inductance @ 1kHz 0mm	0.56	mH
SPL	SPL@2.83V <sub>rms</sub> /1m, 300Hz-800Hz, ref. 20 $\mu$ Pa (infinite baffle / 2pi)	81.8	dB
	SPL@1W( $Z_{min}$ )/1m, 300Hz-800Hz, ref. 20 $\mu$ Pa (infinite baffle / 2pi)	81.4	dB

Table 1 Electrical & Acoustical Parameters

## 1.2 T/S & Lumped Parameters

Parameter		Typ	Unit
$f_s$	Resonance frequency	43	Hz
$Q_{ms}$	Mechanical Q factor	4.1	-
$Q_{es}$	Electrical Q factor	0.43	-
$Q_{ts}$	Total Q factor	0.39	-
$V_{as}$	Equivalent volume	5.3	L
$S_d$	Effective piston area	56.7	cm <sup>2</sup>
$D$	Effective piston diameter	8.5	cm
$Bl$	Force factor	7.0	N/A
$R_{ms}$	Mechanical resistance	0.79	kg/s
$M_{ms}$	Moving mass	11.9	g
$C_{ms}$	Suspension compliance	1.16	mm/N

Table 2 T/S & Lumped Parameters

## 1.3 Mechanical Properties

Parameter		Typ	Unit
<b>Excursion Properties</b>			
$X_{max}$	Linear excursion = (Voice Coil length - Airgap height) / 2	+/-8.8	mm
	Mechanical excursion	+/-13.7	mm
<b>Physical Dimensions</b>			
	Basket diameter	125	mm
	Cutout diameter	101	mm
	Mounting hole pattern diameter	115	mm
	Mounting hole diameter	4.2	mm
	Magnet diameter	90	mm
	Outer flange height	3.2	mm
	Build-in depth	73.5	mm
	Weight	1.25	kg
<b>Voice Coil Properties</b>			
	Voice Coil diameter	30	mm
	Voice Coil length	21.6	mm
	Voice Coil layers	4	-
	Airgap height	4	mm
	Winding material	Alu	-

Table 3 Mechanical Properties

## 1.4 Power Handling

Parameter		Typ	Unit
	Long term maximum power (IEC268-5 18.2)	200	W
	Rated noise power, 100h (IEC268-5 18.4)	60	W

Table 4 Power Handling

### 1.5 Typical Performance, Graphs

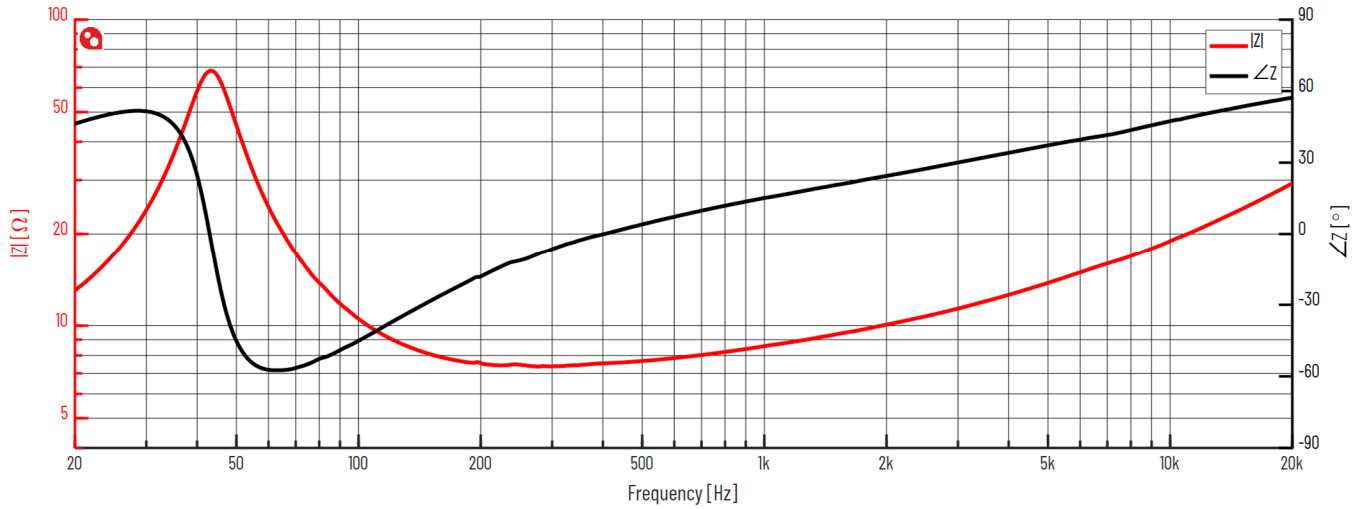


Figure 2 Impedance Response @ 2.83V

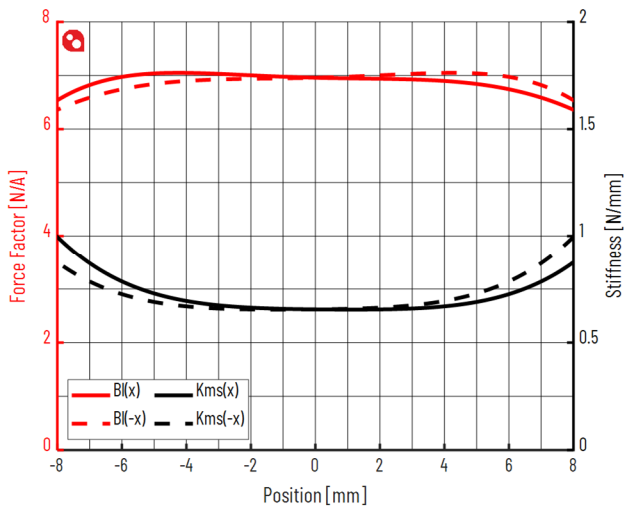


Figure 3 Force Factor and Stiffness vs Voice Coil Position

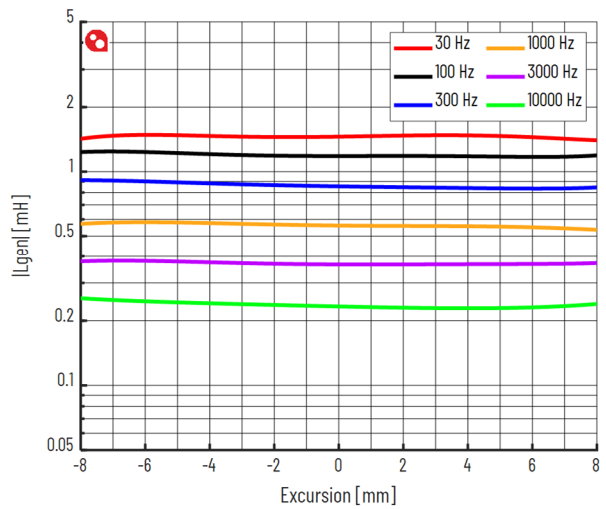


Figure 4 Inductance vs Voice Coil Position

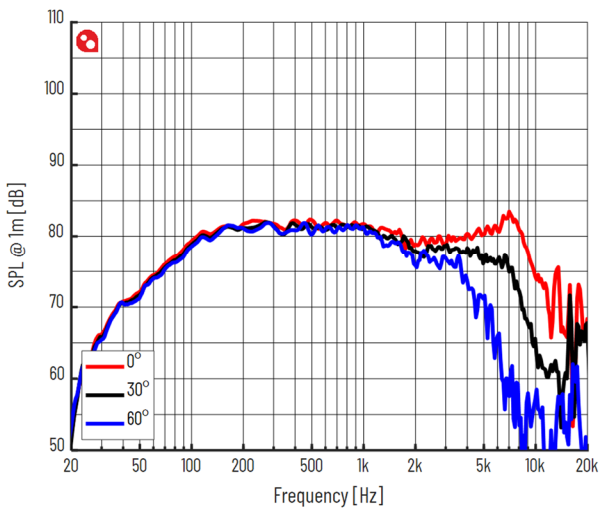


Figure 5 Axial Frequency Response @ 1m, 2.83Vrms

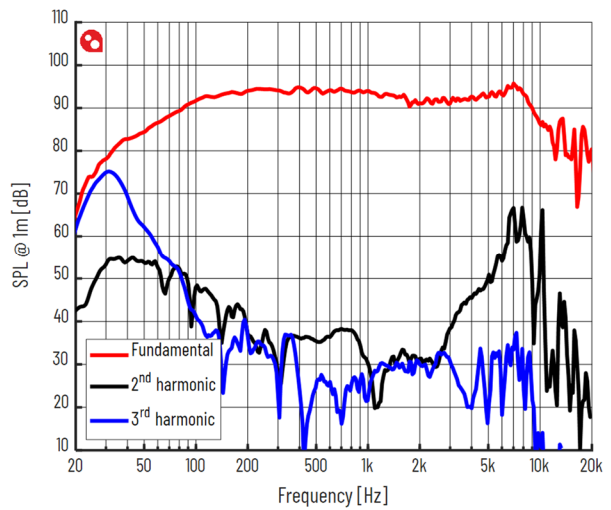


Figure 6 Frequency Response @ 1m, 94dB

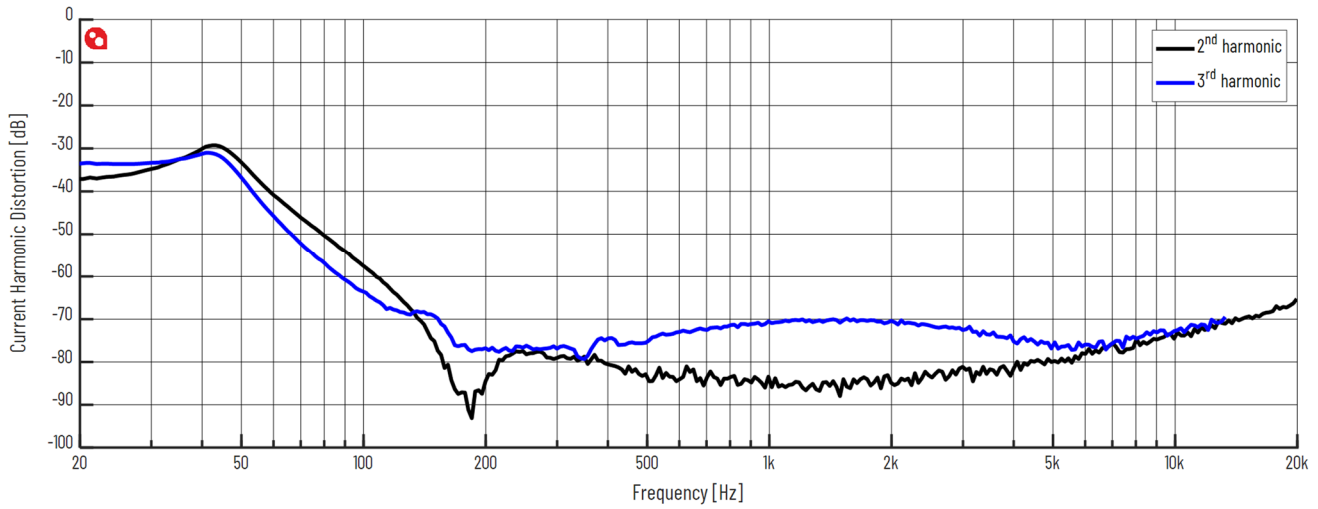


Figure 7 Current Harmonic Distortion @ 2.83Vrms

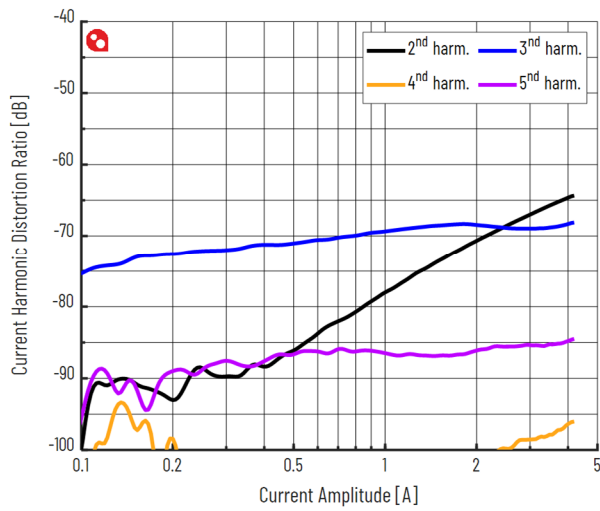


Figure 8 Current Harmonic Distortion @ 1kHz, 0-28.3Vrms

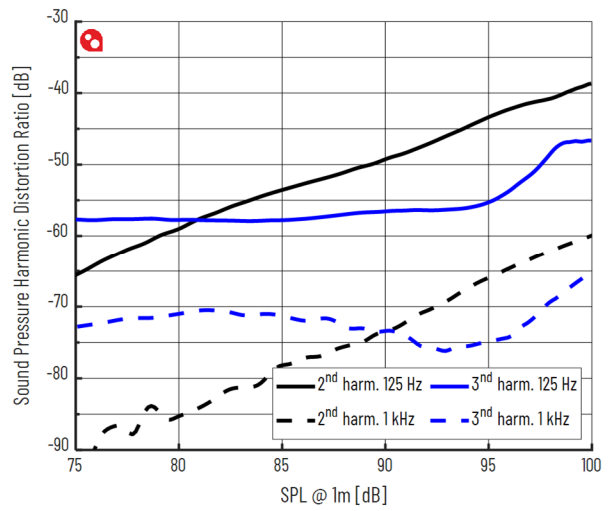


Figure 9 Sound Pressure Harmonic Distortion @ 1m, 0-28.3Vrms

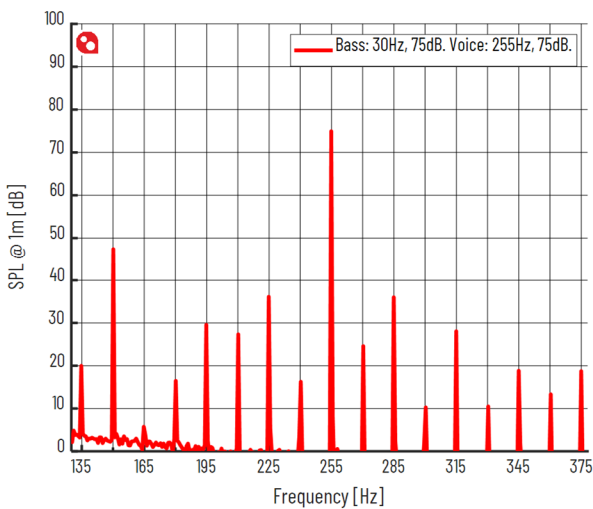


Figure 10 Intermodulation Distortion @ 30Hz 75dB, 255Hz 75dB

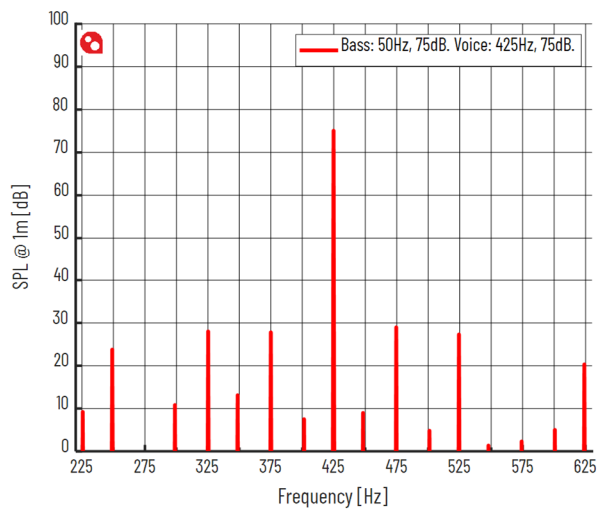
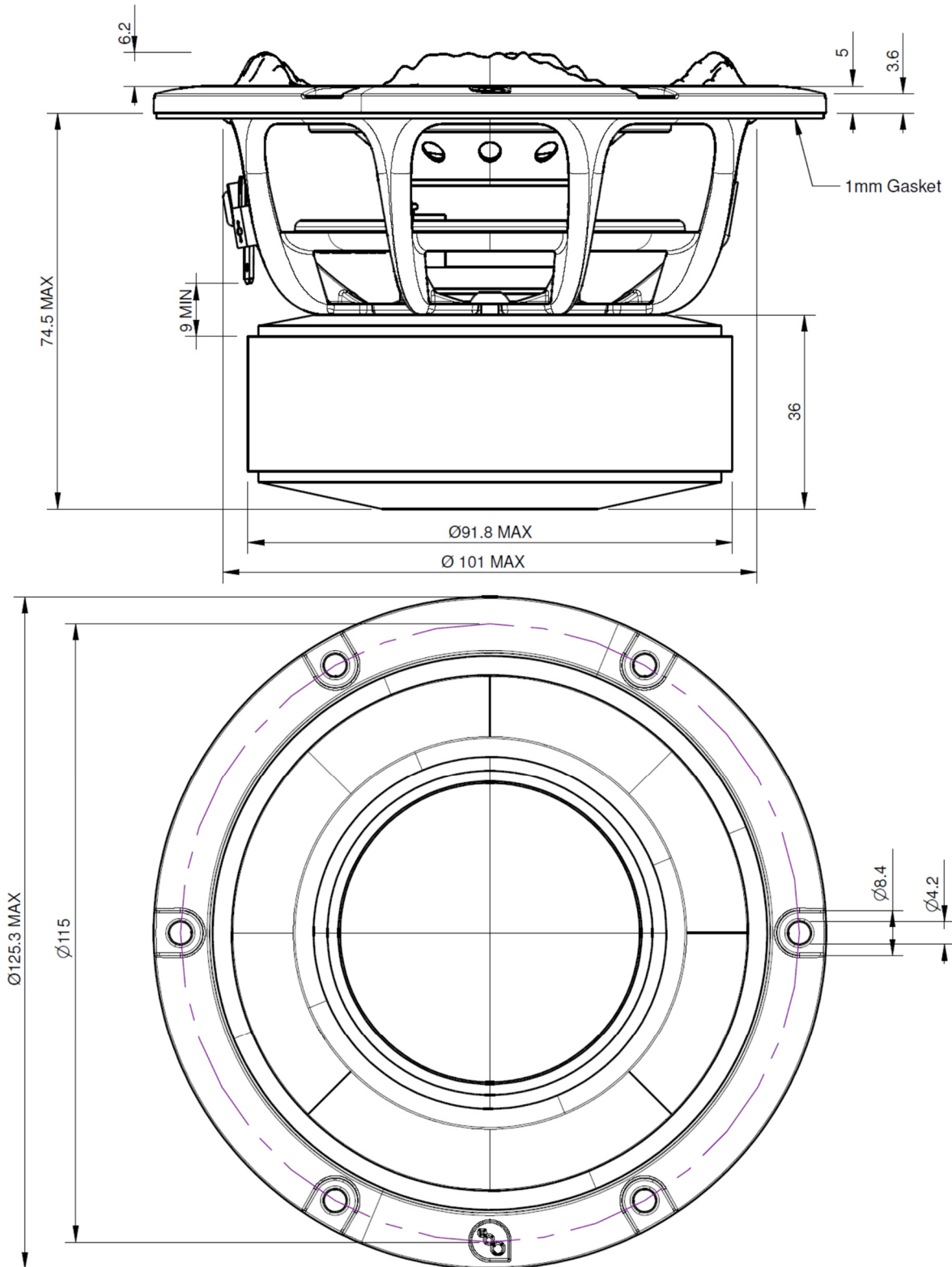


Figure 11 Intermodulation Distortion @ 50Hz 75dB, 425Hz 75dB

## 2 Drawings



Accuracy of Information: To the extent PURIFI ApS provides information on function and specifications, PURIFI ApS attempts to be as accurate as possible. However, PURIFI ApS does not warrant the accuracy of information on its website and other documents as accurate, complete, reliable, current, or error-free. All data and information in the Data Sheet are subject to change.